


1" x 1" CUSTOM BLEND

order template



Item # 1999

SHOWROOM: _____

P.O. _____

DATE: _____

A: _____ % 1x1 # _____

B: _____ % 1x1 # _____

C: _____ % 1x1 # _____

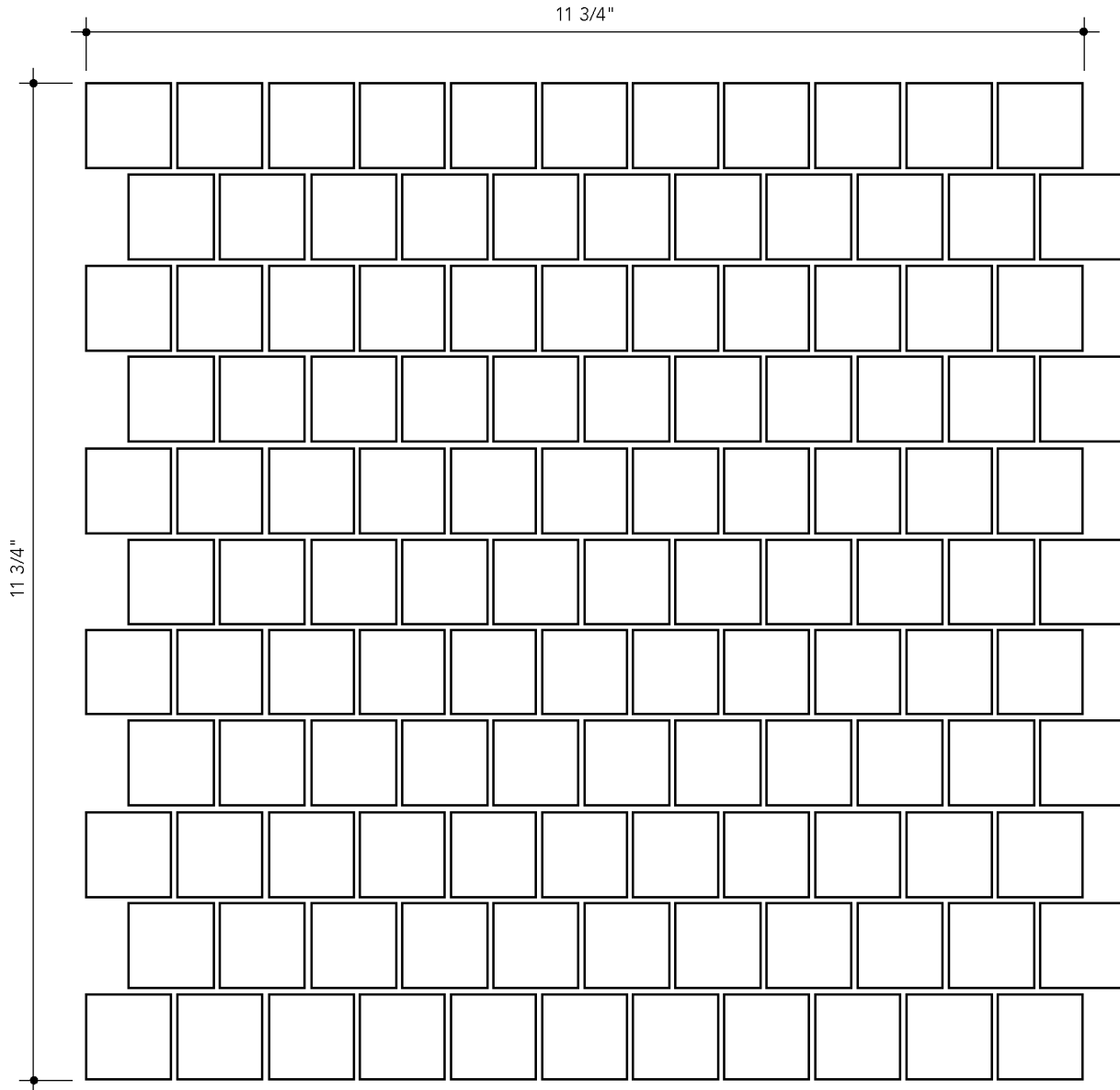
D: _____ % 1x1 # _____

E: _____ % 1x1 # _____

Photocopy this form and fill in all applicable information. Fax completed form with your purchase order.

1" x 1" OFFSET CUSTOM BLEND

order template



| | |
|---|---|
| <p>Item # 2729</p> <p>SHOWROOM: _____</p> <p>P.O. _____</p> <p>DATE: _____</p> | <p>A: _____ % 1x1 # _____</p> <p>B: _____ % 1x1 # _____</p> <p>C: _____ % 1x1 # _____</p> <p>D: _____ % 1x1 # _____</p> <p>E: _____ % 1x1 # _____</p> |
|---|---|

Photocopy this form and fill in all applicable information. Fax completed form with your purchase order.

1" x 2" CUSTOM BLEND

order template

12 7/8"

11 3/4"


| | | | | | |
|--|--|--|--|--|--|
| | | | | | |
| | | | | | |
| | | | | | |
| | | | | | |
| | | | | | |
| | | | | | |
| | | | | | |
| | | | | | |
| | | | | | |
| | | | | | |
| | | | | | |

| | |
|---|---|
| <p>Item # 2000</p> <p>SHOWROOM: _____</p> <p>P.O. _____</p> <p>DATE: _____</p> | <p>A: _____ % 1x2 # _____</p> <p>B: _____ % 1x2 # _____</p> <p>C: _____ % 1x2 # _____</p> <p>D: _____ % 1x2 # _____</p> <p>E: _____ % 1x2 # _____</p> |
|---|---|

Photocopy this form and fill in all applicable information. Fax completed form with your purchase order.

1" x 2" OFFSET CUSTOM BLEND

order template




| | |
|---|---|
| <p>Item # 2728</p> <p>SHOWROOM: _____</p> <p>P.O. _____</p> <p>DATE: _____</p> | <p>A: _____ % 1x2 # _____</p> <p>B: _____ % 1x2 # _____</p> <p>C: _____ % 1x2 # _____</p> <p>D: _____ % 1x2 # _____</p> <p>E: _____ % 1x2 # _____</p> |
|---|---|

Photocopy this form and fill in all applicable information. Fax completed form with your purchase order.

2" x 2" CUSTOM BLEND

order template

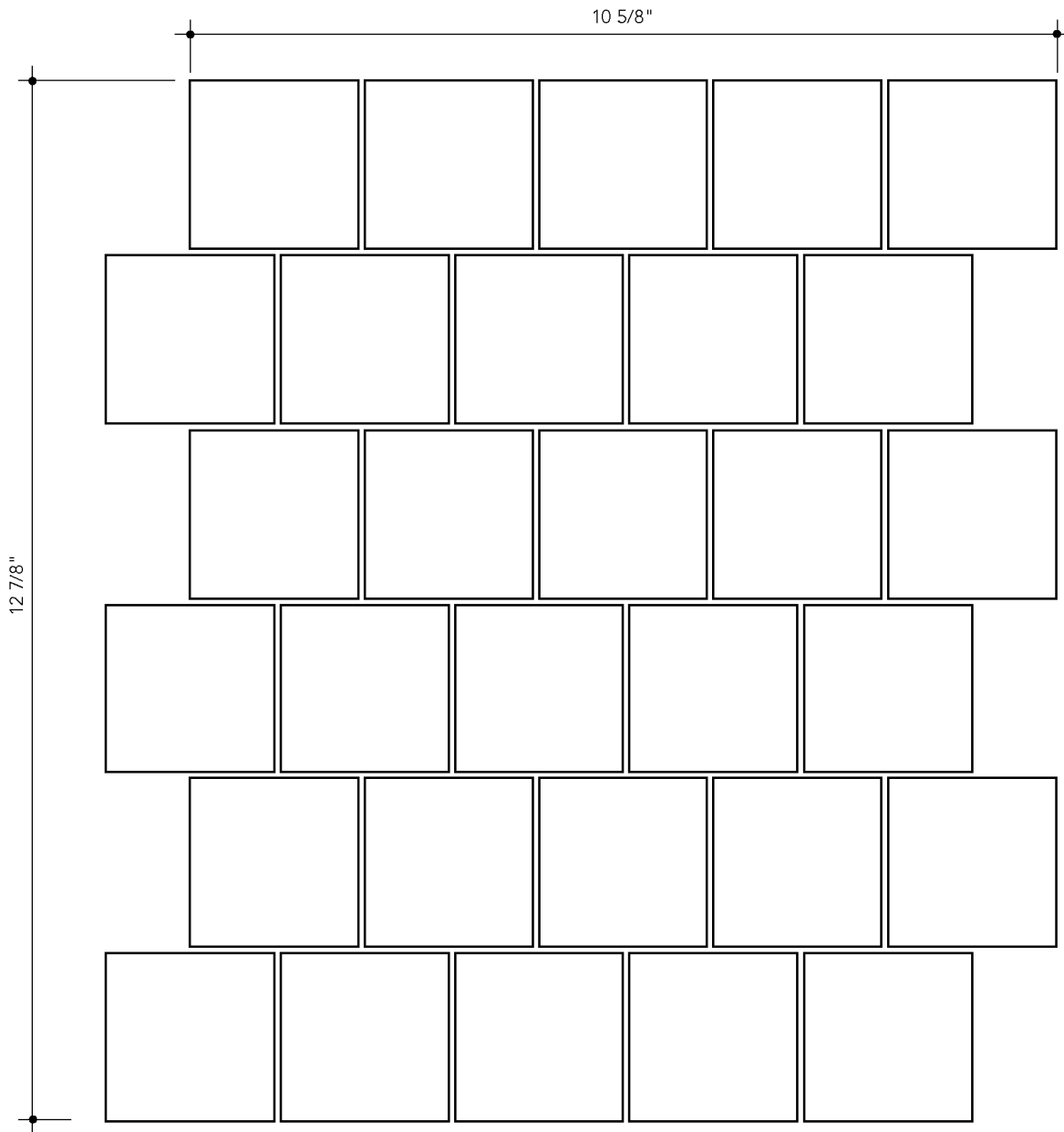


| | |
|---|---|
| <p>Item # 2001</p> <p>SHOWROOM: _____</p> <p>P.O. _____</p> <p>DATE: _____</p> | <p>A: _____ % 2x2 # _____</p> <p>B: _____ % 2x2 # _____</p> <p>C: _____ % 2x2 # _____</p> <p>D: _____ % 2x2 # _____</p> <p>E: _____ % 2x2 # _____</p> |
|---|---|

Photocopy this form and fill in all applicable information. Fax completed form with your purchase order.

2" x 2" OFFSET CUSTOM BLEND

order template



Item # 2730

SHOWROOM: _____

P.O. _____

DATE: _____

A: _____ % 1x2 # _____

B: _____ % 1x2 # _____

C: _____ % 1x2 # _____

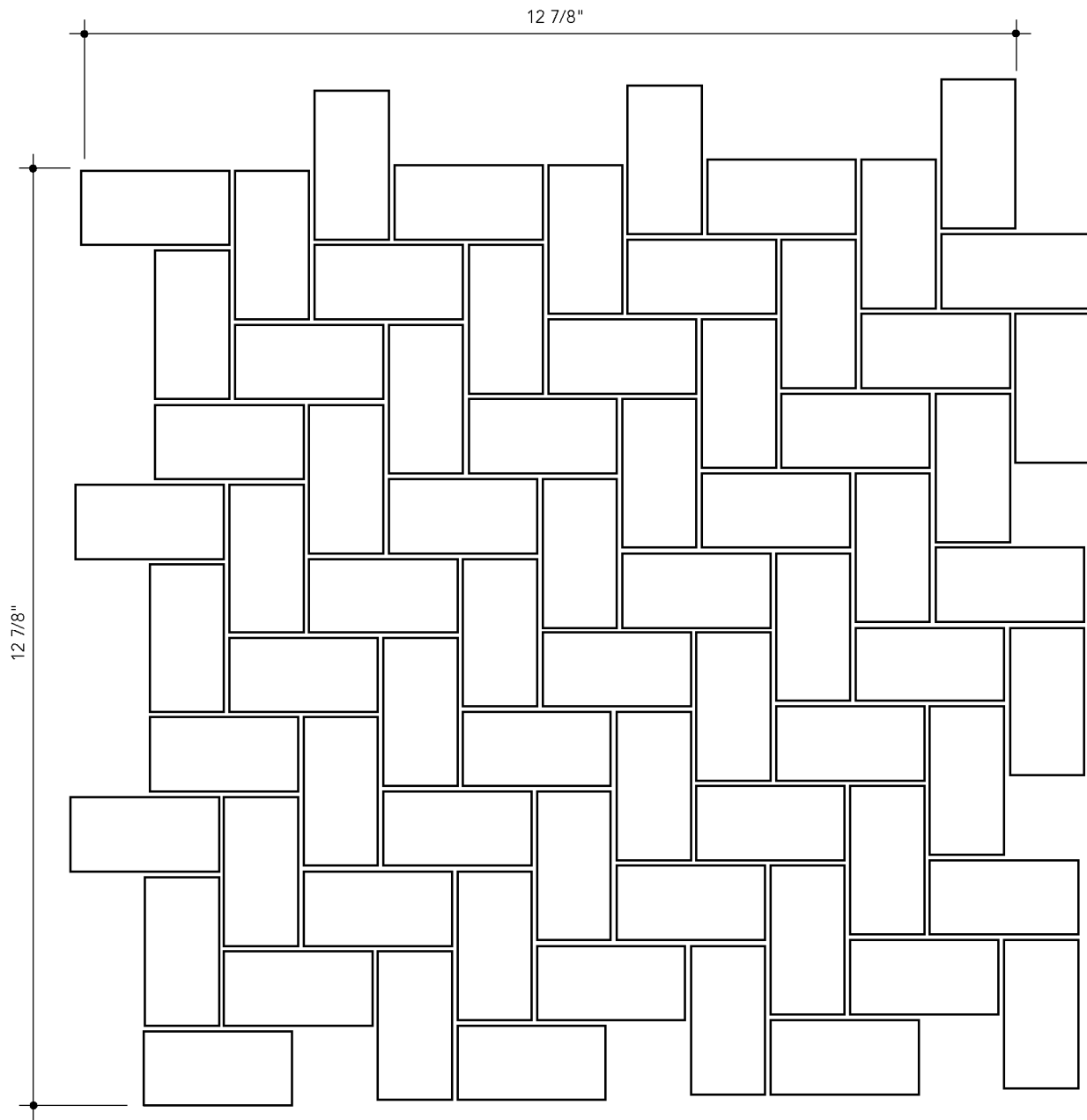
D: _____ % 1x2 # _____

E: _____ % 1x2 # _____

Photocopy this form and fill in all applicable information. Fax completed form with your purchase order.

1" x 2" HERRINGBONE CUSTOM BLEND

order template

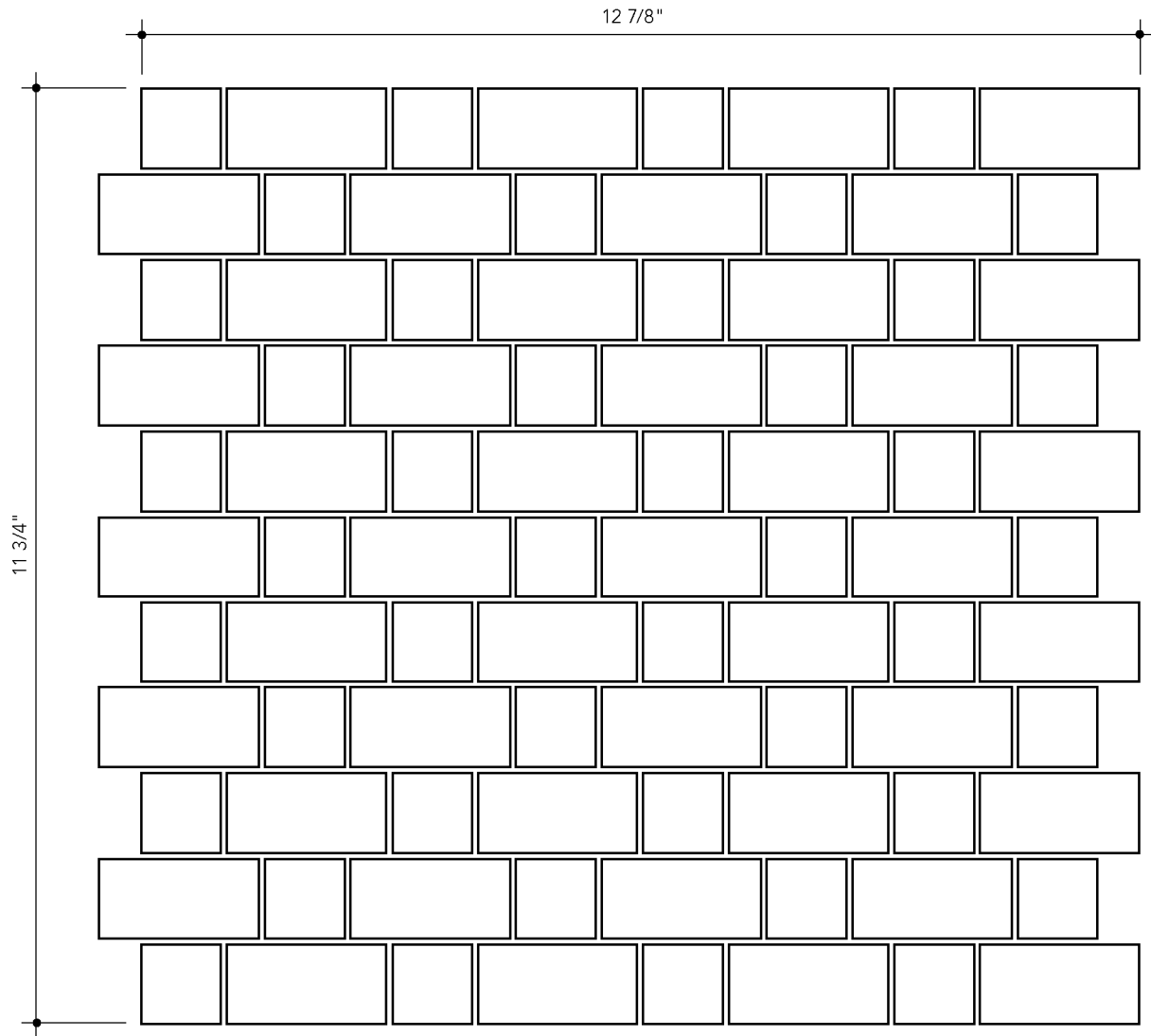


| | |
|---|---|
| <p>Item # 2897</p> <p>SHOWROOM: _____</p> <p>P.O. _____</p> <p>DATE: _____</p> | <p>A: _____ % 1x2 # _____</p> <p>B: _____ % 1x2 # _____</p> <p>C: _____ % 1x2 # _____</p> <p>D: _____ % 1x2 # _____</p> <p>E: _____ % 1x2 # _____</p> |
|---|---|

Photocopy this form and fill in all applicable information. Fax completed form with your purchase order.

BASKETWEAVE

order template

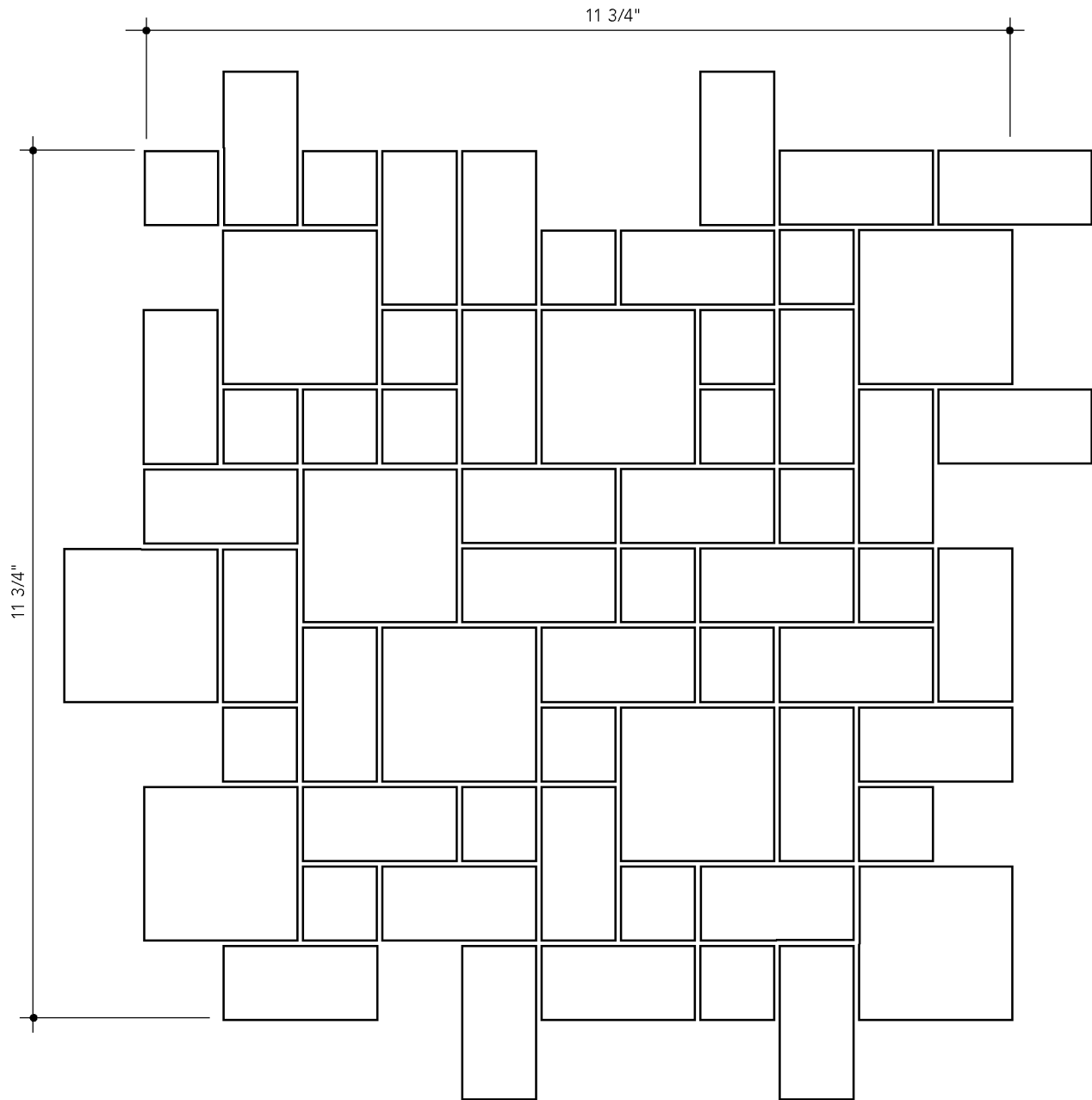


| | |
|---|---|
| <p>Item # 3457</p> <p>SHOWROOM: _____</p> <p>P.O. _____</p> <p>DATE: _____</p> | <p>A: 1x1 # _____</p> <p>B: 1x2 # _____</p> |
|---|---|

Photocopy this form and fill in all applicable information. Fax completed form with your purchase order.

RANDOM MODULAR CUSTOM BLEND

order template

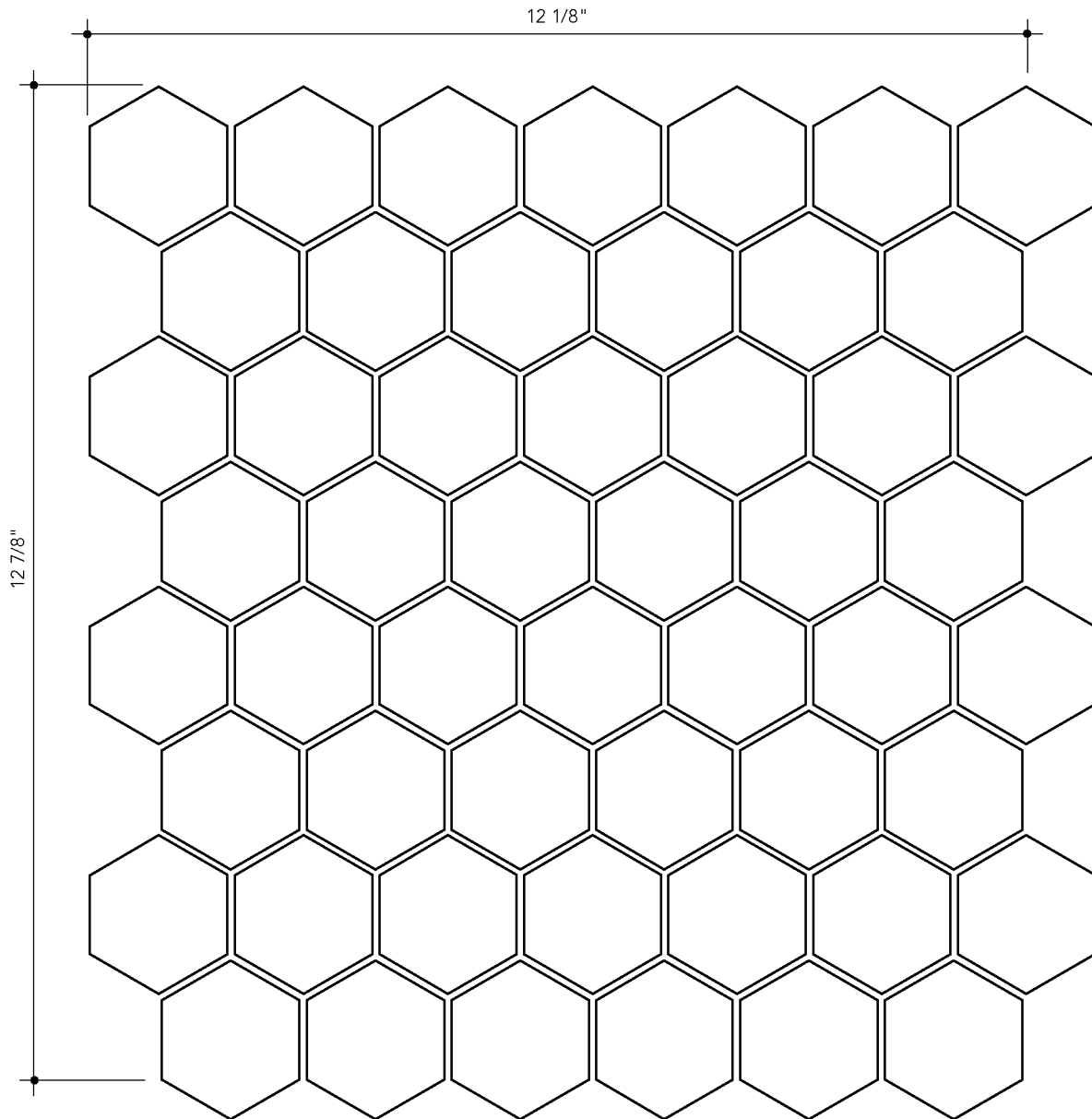


| | |
|---|---|
| <p>Item # 2003</p> <p>SHOWROOM: _____</p> <p>P.O. _____</p> <p>DATE: _____</p> | <p>A: _____ % # _____</p> <p>B: _____ % # _____</p> <p>C: _____ % # _____</p> <p>D: _____ % # _____</p> <p>E: _____ % # _____</p> |
|---|---|

Photocopy this form and fill in all applicable information. Fax completed form with your purchase order.

HEXAGON CUSTOM BLEND

order template



Item # 5222

SHOWROOM: _____

P.O. _____

DATE: _____

A: _____ % Hexagon # _____

B: _____ % Hexagon # _____

C: _____ % Hexagon # _____

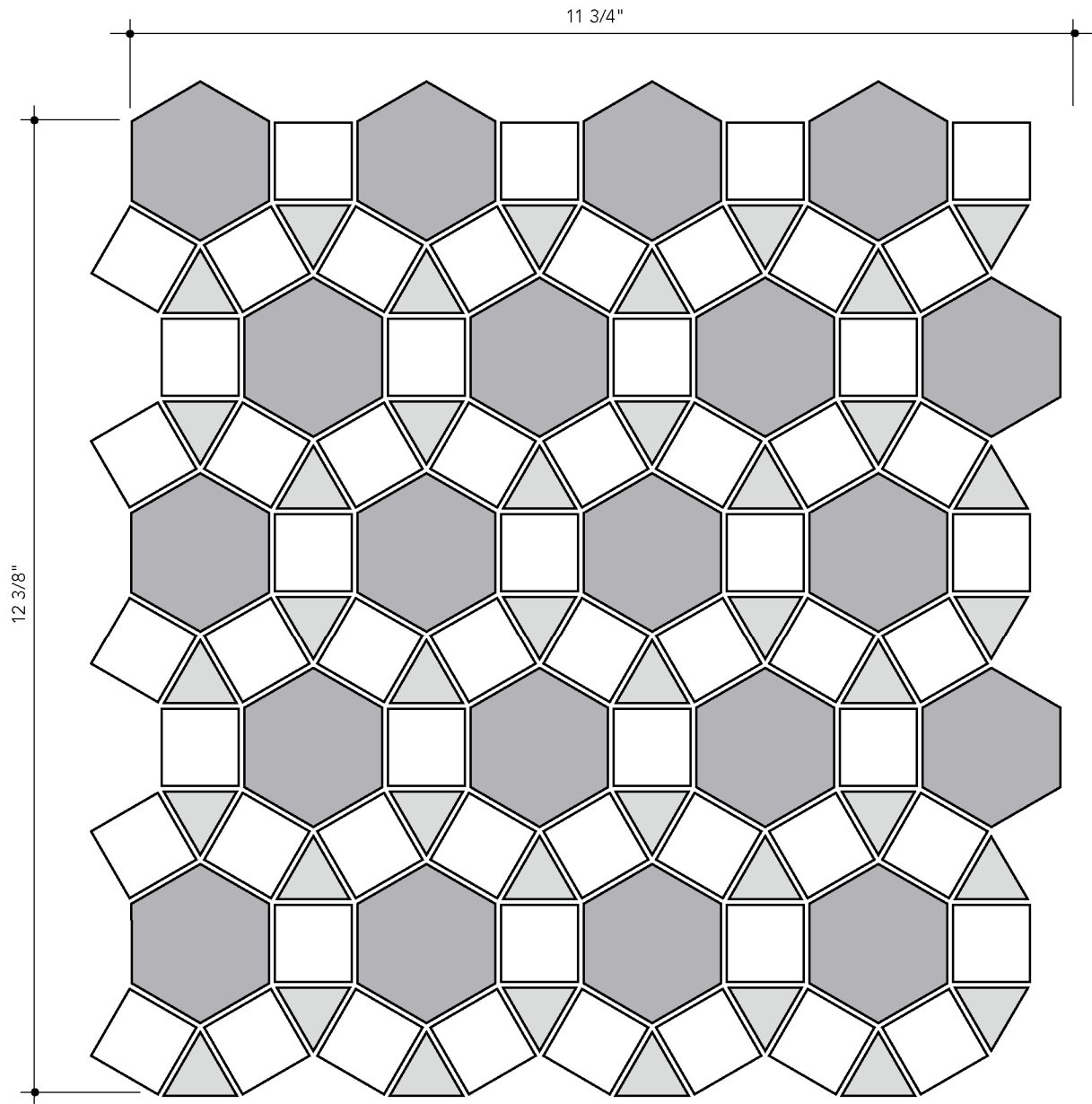
D: _____ % Hexagon # _____

E: _____ % Hexagon # _____

Photocopy this form and fill in all applicable information. Fax completed form with your purchase order.

MERIDIAN CUSTOM BLEND

order template






Item #5362

SHOWROOM: _____

P.O. _____

DATE: _____

- | | |
|---|---|
| <p>20 Pc. </p> <p>60 Pc. </p> <p>40 Pc. </p> | <p>Color 1: _____</p> <p>Color 2: _____</p> <p>Color 3: _____</p> |
|---|---|

Photocopy this form and fill in all applicable information. Fax completed form with your purchase order.